

LOUIS J. SOLOMON

DESIGN YOUR OWN SOFA/CHAIR: TRANSITIONAL

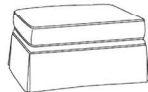
Overall Dimensions

Height: 37"
Overall depth: 39"
Seat depth: 22"
Arm height: 24.5"
Seat height: 20.5"


1. Choose your frame (Dimensions vary based on arm style)



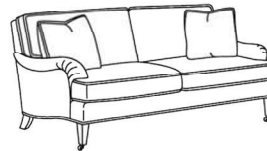
Chair
32-35.5"W



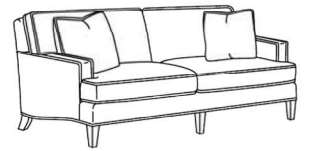
Ottoman
27" x 21"



Loveseat
60-63.5"W



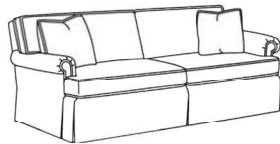
Apartment sofa
71.5-75.5"W



Two cushion sofa
77-81"W




Three cushion sofa
77-81"W



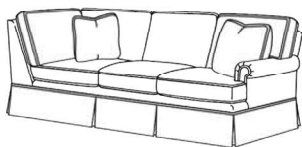
Two cushion sofa
84.5-88"W




Three cushion sofa
84.5-88"W




Left arm corner sofa
93.5-96"W



Right arm corner sofa
93.5-96"W




Left arm sofa
79-81.5"W



Right arm sofa
79-81.5"W



Left arm loveseat
54.5-57"W



Right arm
loveseat 54.5-57"W



Left arm chaise
32.5-35"W



Right arm chaise
32.5-35"W



Armless chair
24.5"W



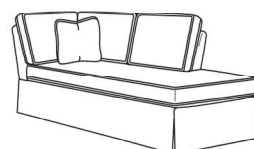
Corner chair
39"W



Armless loveseat
49"W



Armless sofa
73.5"W



Right corner sofa
chaise 88"W



Left corner sofa
chaise 88"W

2. Choose your arm style



English



Track



Roll Panel



Sock



Key

3. Choose your back style

Loose

Semi-Attached

4. Choose your base: Available in any Transitional finish



Kick Pleat



Drape



Tapered



Tapered with
Caster



Turned



Turned with
Caster